



TROOPERS23 Badge - A RETROSPECTIVE



TROOPERS23




A Typical Timeline of a TROOPERS Badge

First meeting

TROOPERS




~ December



A Typical Timeline of a TROOPERS Badge






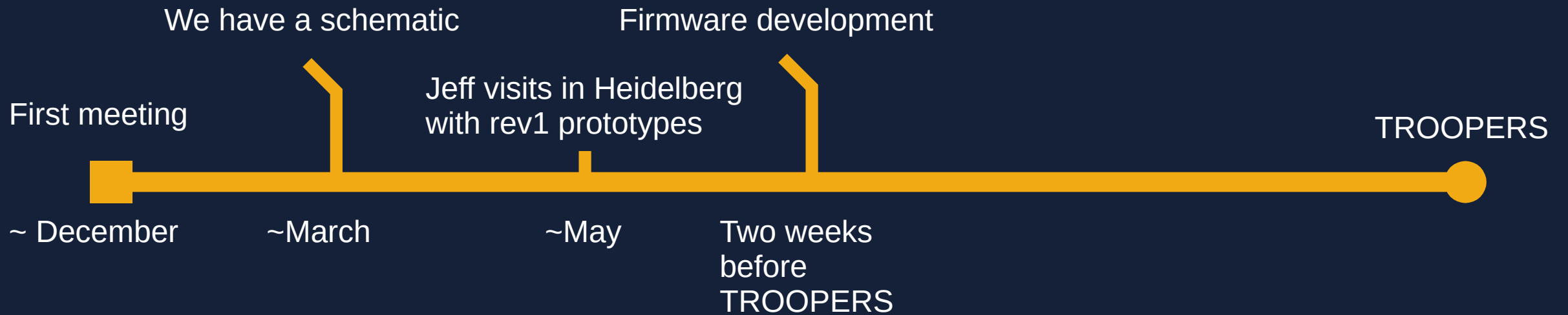
A Typical Timeline of a TROOPERS Badge




TROOPERS



A Typical Timeline of a TROOPERS Badge





A Typical Timeline of a TROOPERS Badge

First meeting

~ December

We have



development


Badges assembled,
tested, shipped

TROOPERS

two weeks
before
TROOPERS

Last week

TROOPERS23

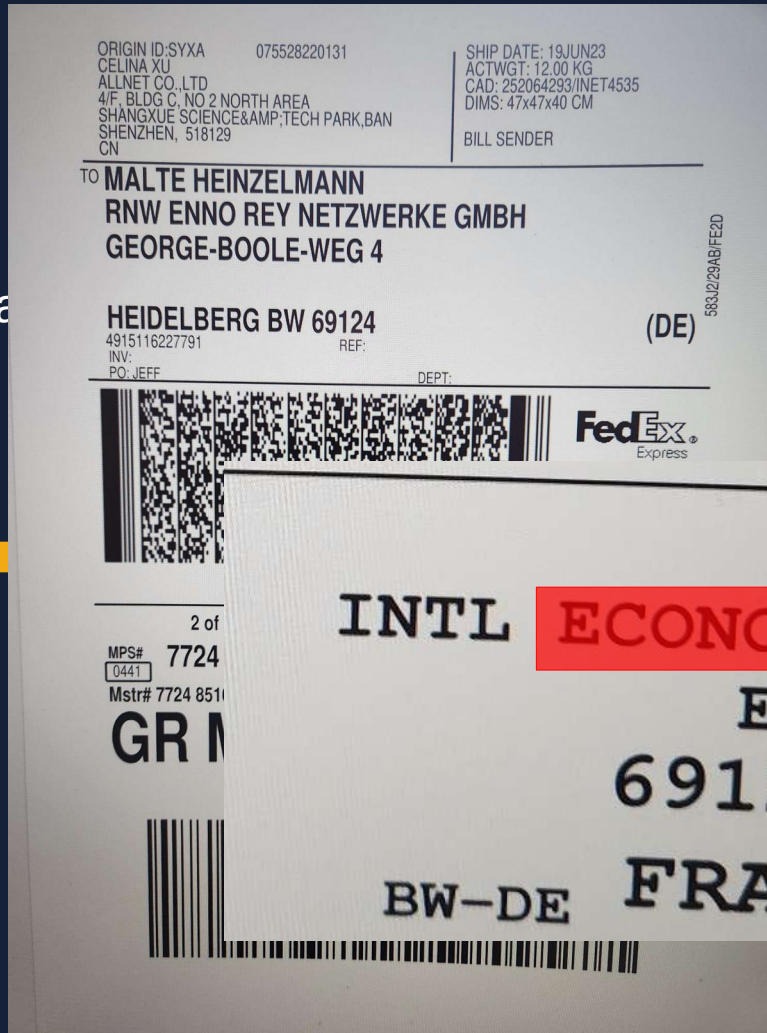


A Typical Timeline of a TROOPERS Badge

First meeting

~ December

We had



development


Badges assembled,
tested, shipped

TROOPERS

Last week

RS


TROOPERS23



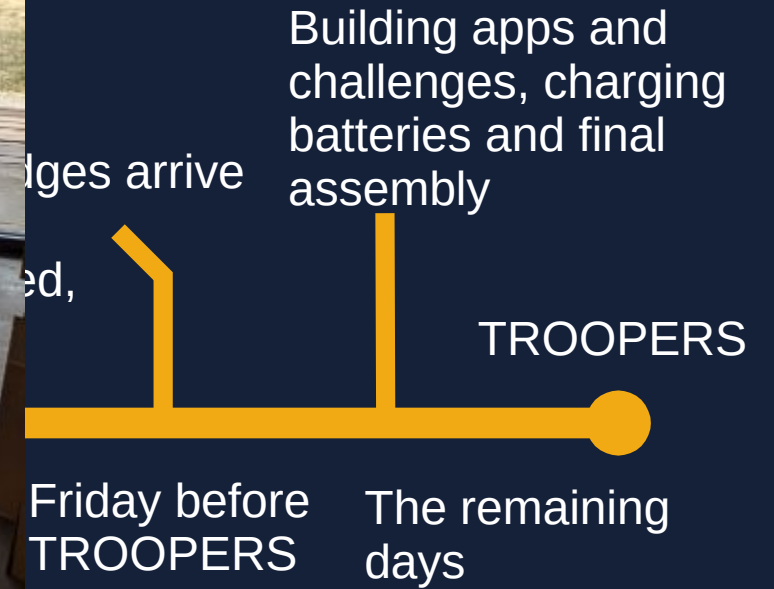
A Typical Timeline of a TROOPERS Badge




TROOPERS23

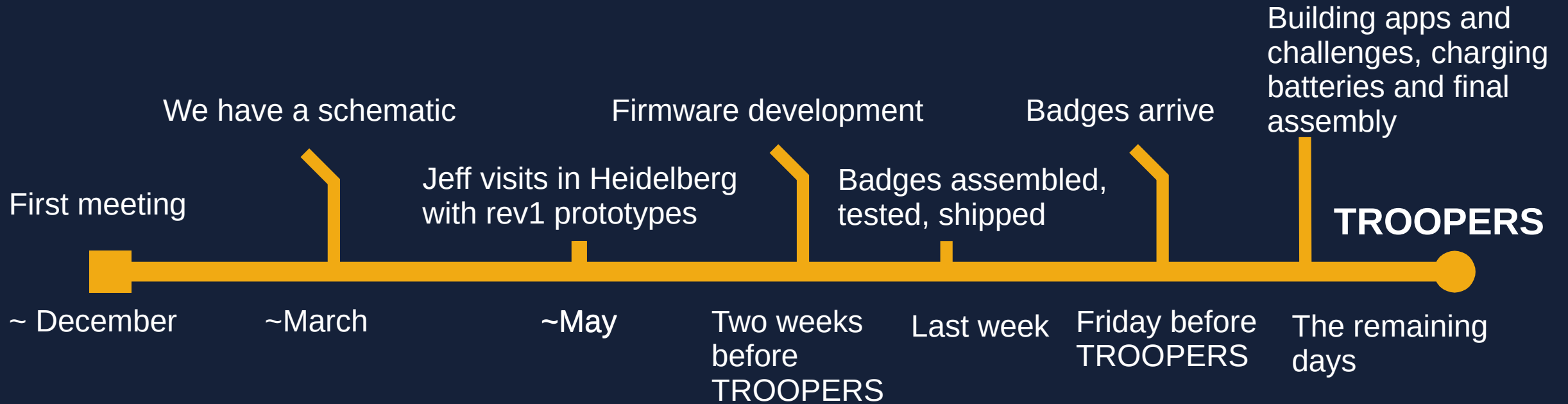



A Typical Timeline of a TROOPERS Badge






A Typical Timeline of a TROOPERS Badge






Concept Phase


- You found an artifact in a retro adventure game






Design references





Hardware Design

- Kept similar hardware platform
- Adopting the theme into the design
- And then there is my obsession with level of detail



Hardware Design - The Spark of an Idea

Datasheets :

⚙️ CAD FILE:

① — ②
③ — ④


电路图


技术参数:

1. 额定温度: -25~+85℃;
2. 额定负荷: DC 12V 50mA;
3. 接触电阻: ≤50mΩ;
4. 绝缘电阻: ≥100MΩ;
5. 耐压: AC250V (50Hz)/min;
6. 动作力: 100±30g;
7. 使用寿命: 100000次;
8. 未注尺寸公差参照下面表格。

PCB线路板安装图(±0.1)

				TOLERANCE UNLESS SPECIFIED			
				WITHIN 1.5: ±0.1mm			
				OVER 1.5: ±0.2mm			
				ANGLES: ±2°			
				ISSUE	DATE	DESCRIPTIONS	APPD.
8							
7							
6							
5	SPRING(CONTACT)	SUS	1	Ag COVERED			
4	TERMINAL	BRASS	4	Ag PLATED			
3	COVER	BRASS	1	NI PLATED			
2	CASE	PPA	1	BLACK			
1	BUTTON	PPA	1	BLACK			
NO. DESCRIPTION				MATFRIAI	QTY	PLATING	
				XIAMEN JINBEILI ELECTRONICS CO.,LTD			







Hardware Design - Revision 0




TROOPERS23






Hardware Design - The Details Matter!






Hardware Design - The Details Matter!





British Empire and German customs

Tuesday, June 20, 2023		Location	Time	Pieces
6	Shipment has departed from a DHL facility EAST MIDLANDS - UK	EAST MIDLANDS - UK	22:59	▼ 1 Pieces




British Empire and German customs

Sunday, June 25, 2023		Location
12	Clearance Event	LEIPZIG - GERMANY

Saturday, June 24, 2023		Location
11	Clearance Event	LEIPZIG - GERMANY


Thursday, June 22, 2023		Location
10	Clearance Event	LEIPZIG - GERMANY

Wednesday, June 21, 2023		Location
9	Clearance Event	LEIPZIG - GERMANY
8	Processed for clearance at LEIPZIG - GERMANY	LEIPZIG - GERMANY
7	Arrived at DHL Sort Facility LEIPZIG - GERMANY	LEIPZIG - GERMANY




British Empire and German customs

Sunday, June 25, 2023		Monday, June 26, 2023	Location	
12	Clearance Event	18	Processed at LEIPZIG - GERMANY	LEIPZIG - GERMANY
Saturday, June 24, 2023		17	Customs clearance status updated. Note - The Customs clearance process may start while the shipment is in transit to the destination.	LEIPZIG - GERMANY
11	Clearance Event	16	Customs clearance status updated. Note - The Customs clearance process may start while the shipment is in transit to the destination.	LEIPZIG - GERMANY
Thursday, June 22, 2023		15	Customs clearance status updated. Note - The Customs clearance process may start while the shipment is in transit to the destination.	LEIPZIG - GERMANY
10	Clearance Event	14	Clearance Event	LEIPZIG - GERMANY
Wednesday, June 21, 2023		13	Clearance Event	LEIPZIG - GERMANY
9	Clearance Event			
8	Processed for clearance at LEIPZIG - GERMANY			
7	Arrived at DHL Sort Facility LEIPZIG - GERMANY			




British Empire and German customs

Sunday, June 25, 2023		
12	Clearance Event	
Saturday, June 24, 2023		
11	Clearance Event	
Thursday, June 22, 2023		
10	Clearance Event	
Wednesday, June 21, 2023		
9	Clearance Event	
8	Processed for clearance at LEIPZIG - GERMANY	
7	Arrived at DHL Sort Facility LEIPZIG - GERMANY	
Monday, June 26, 2023		
18	Processed at LEIPZIG - GERMANY	
17	Customs clearance status updated. Note - The Customs clearance process may start while the shipment is in transit to the destination.	
16	Customs clearance status updated. Note - The Customs clearance process may start while the shipment is in transit to the destination.	
15	Customs clearance status updated. Note - The Customs clearance process may start while the shipment is in transit to the destination.	
14	Clearance Event	
13	Clearance Event	
25	Arrived at DHL Delivery Facility MANNHEIM - GERMANY	MANNHEIM - GERMANY
24	Shipment has departed from a DHL facility FRANKFURT - GERMANY	FRANKFURT - GERMANY
23	Processed at FRANKFURT - GERMANY	FRANKFURT - GERMANY
22	Clearance processing complete at FRANKFURT - GERMANY	FRANKFURT - GERMANY
21	Arrived at DHL Sort Facility FRANKFURT - GERMANY	FRANKFURT - GERMANY
20	Customs clearance status updated. Note - The Customs clearance process may start while the shipment is in transit to the destination.	FRANKFURT - GERMANY
19	Shipment has departed from a DHL facility LEIPZIG - GERMANY	LEIPZIG - GERMANY



British Empire and German customs

Sunday, June 25, 2023		
12	Clearance Event	5
Saturday, June 24, 2023		
11	Clearance Event	4
Thursday, June 22, 2023		
10	Clearance Event	3
Wednesday, June 21, 2023		
9	Clearance Event	2
8	Processed for clearance at LEIPZIG - GERMANY	1
7	Arrived at DHL Sort Facility LEIPZIG - GERMANY	
Monday, June 26, 2023		
18	Processed at LEIPZIG - GERMANY	
17	Customs clearance status updated. Note - The Customs clearance process may start while the shipment is in transit to the destination.	10
16	Customs clearance status updated. Note - The Customs clearance process may start while the shipment is in transit to the destination.	9
15	Customs clearance status updated. Note - The Customs clearance process may start while the shipment is in transit to the destination.	8
14	Clearance Event	7
13	Clearance Event	6
25	Arrived at DHL Delivery Facility MANNHEIM - GERMANY	
24	Shipment has departed from a DHL facility FRANKFURT - GERMANY	
23	Processed at FRANKFURT - GERMANY	
22	Clearance processing complete at FRANKFURT - GERMANY	12
21	Arrived at DHL Sort Facility FRANKFURT - GERMANY	
20	Customs clearance status updated. Note - The Customs clearance process may start while the shipment is in transit to the destination.	11
19	Shipment has departed from a DHL facility LEIPZIG - GERMANY	




British Empire and German customs

Tuesday, June 27, 2023		Location	Time
28	Delivered	MANNHEIM - GERMANY	10:52

Well, kinda...


We actually didn't trust them anymore so we picked it up in Mannheim



Monday: (Almost) Everything Arrived

- We had:
 - Badges
 - Batteries
 - SAO PCBs
 - Most SAO components
- Still missing:
 - Tape for the batteries
 - Connectors for the controller
- Let's start charging






Tuesday: (Almost) Everything Arrived


- Emergency tape no good
 - Batteries falling off
 - Let's redo gluing all 350 batteries!
- Finally, let's get flashing





Building the Firmware

- Shoutouts to the whole team behind the badge.team firmware
- Especially Renze Nicolai (<https://renzenicolai.nl/>)
- New base firmware/launcher
 - Boot any ESP32 binaries
 - Python as an app (not fully working (for now))
- Combine with new drivers for TROOPERS hardware
- Everything is open-source
 - <https://github.com/budgeteam/troopers-2023-firmware/>



Building the Firmware

- Weird issues when activating WiFi


espressif / esp-idf

<> Code Issues 1.4k Pull requests 122 Actions Projects Security 1 Insights

Spurious interrupts on GPIO 36 when using WiFi (IDFGH-2473) #4585


Closed vonnieda opened this issue on Jan 5, 2020 · 8 comments

- Fixable by keeping the ADC on all the time




Using the badge at home

- There will also be a blog post shortly on <https://insinuator.net/> containing useful links for using and modifying your badge at home
- In the meantime check out:
 - <https://github.com/budgeteam/troopers-2023-firmware>
 - <https://github.com/jeffmakes/tr23-badge-hw>
 - <https://badge.team/docs/>
 - <https://github.com/jeffmakes/tr23-sao-hw>
 - https://www.youtube.com/watch?v=P_sS03nvGE8 (SAO soldering instructions)



Thank you!

- Flo and Micele for giving us no boundaries on the creative part
- Badge.team, especially Renze
- All ERNW crew that helped us with:
 - Soldering rework for the batch of prototypes
 - Taping the batteries (twice!)
 - Charging
 - Writing a challenge app
 - Flashing the firmware and burning fuses
 - Driving to Mannheim to pick up the package



Question?

- Feel free to ask us any question or give feedback now or later when you see us around
- We're also reachable via Twitter
 - Jeff: **@jeffmakes**
 - Malte: **@hnzlmnn**